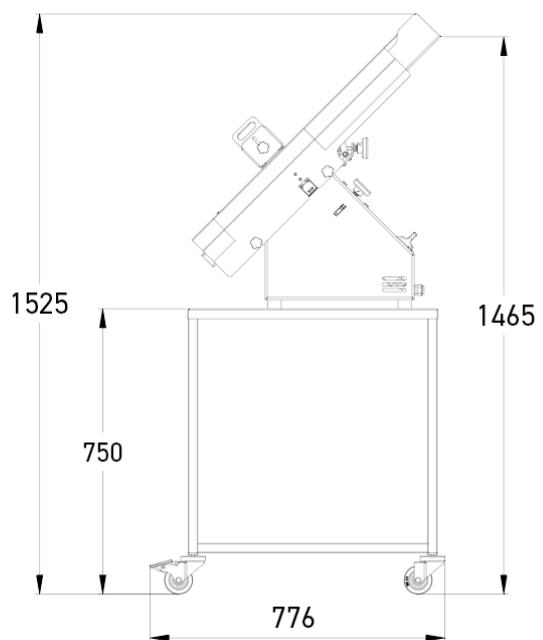
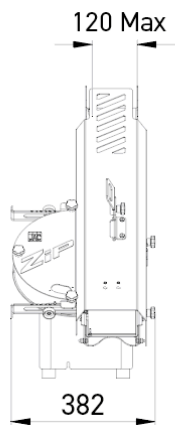
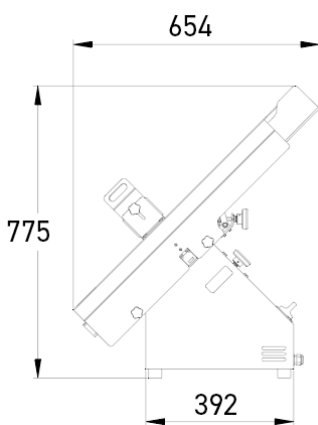


ZIP

- ✓ Speed of execution
- ✓ Maximum safety
- ✓ First-rate hygiene
- ✓ Stainless steel exterior
- ✓ Versatility



SPECIFICATIONS


Max/min bread dimensions (W x H) in mm	60 x 40 / 120 x 80
Power supply	230V single phase
Motor power in kW	0.49
Net weight (in kg)	35
Blade type and dimensions in mm	300 mm diameter steel

MAIN STRENGTHS



Adjustable cutting tunnel

The adjustable height and width allow several types of loaves to be held, while ensuring a clean, precise cut.



Blade adjustment handle

To set the height and depth of the cut in the bread.



Stainless steel shutter

Finger protection system fixed at the outlet of the cutting area.



Fan

For better engine cooling during intensive use.